



## Lenovo ThinkSystem SR670 Server

### Product Guide

The Lenovo ThinkSystem SR670 is a 2U rack server that has been designed to support up to four high-performance GPUs. Models of the SR670 are powered by two Intel Xeon Processor Scalable Family processors and the ratio of 1:2 for CPUs to GPUs means the server is an excellent choice for the emerging requirements for HPC and AI.

*Suggested uses:* The SR670 system is ideal for running Artificial Intelligence (AI), High Performance Computing (HPC), and Virtual Desktop Infrastructure (VDI) workloads.



Figure 1. Front view of the Lenovo ThinkSystem SR670

### Did you know?

Four GPUs per server is the sweet spot in price-performance and the architecture of the SR670 is ideal for scale-out with both HPC and AI workloads. The server adheres to open industry standards, provides modularity for users, and avoids single points of failure.

Lenovo is the leading provider of supercomputers in the TOP500. Lenovo is trusted by 17 of the world's top 25 research universities to provide scalable, high-performance solutions. The SR670 provides the latest in performance and reliability with a scalable solution for enterprise and research.

## Key features

The Lenovo ThinkSystem SR670 delivers optimal performance for Artificial Intelligence (AI) and high-performance computing (HPC) workloads while maintaining a low total cost of ownership (TCO). The SR670 allows up to four GPUs per 2U node and is suited for computationally intensive workload requirements for both Machine Learning (ML) and Deep Learning (DL).

Built on the latest Intel Xeon processor Scalable Family CPUs and designed to support high-end GPUs including NVIDIA Tesla V100, the ThinkSystem SR670 delivers optimized performance for AI training and accelerated HPC workloads.

SR670 capabilities include:

- Up to four full-height/full-length/double-wide GPUs in a 2U form factor
- Up to eight 2.5-inch drives and M.2 boot SSDs for storage flexibility
- Support for 100 GbE and EDR InfiniBand adapters including Intel OPA support for high-performance networking
- Enabled for Lenovo intelligent Computing Orchestration (LiCO) HPC/AI management software

## Scalability and performance

The SR670 offers numerous features to boost performance, improve scalability and reduce costs:

- Supports Gold level processors in the Intel Xeon Processor Scalable Family. Processors supported have up to 16 cores, core speeds of up to 2.6GHz, L3 cache sizes up to 22 MB, and TDP ratings of up to 150W. Additional processor support, up to 205W TDP, is available via special bid.
- Two processors, 32 cores, and 64 threads maximize the concurrent execution of multithreaded applications.
- Supports up to four high-performance GPUs, including the NVIDIA Tesla V100, resulting in a 1:2 ratio of CPUs to GPUs. This is an ideal mix of processing power for emerging sciences.
- Intelligent and adaptive system performance with Intel Turbo Boost Technology 2.0 allows processor cores to run at maximum speeds during peak workloads by temporarily going beyond processor TDP.
- Intel Hyper-Threading Technology boosts performance for multithreaded applications by enabling simultaneous multithreading within each processor core, up to two threads per core.
- Intel Virtualization Technology integrates hardware-level virtualization hooks that allow operating system vendors to better use the hardware for virtualization workloads.
- Support for up to 24 TruDDR4 memory DIMMs operating at 2666 MHz means you have the fastest available memory subsystem and memory capacity of up to 768 GB using 24x 32 GB RDIMMs.
- High-speed RAID controllers from Broadcom provide 12 Gb SAS connectivity to the drive backplane. 12 Gbps SAS internal storage connectivity doubles the data transfer rate compared to 6 Gb SAS solutions to maximize performance of storage I/O-intensive applications.
- The use of solid-state drives (SSDs) instead of, or along with, traditional spinning drives (HDDs), can improve I/O performance. An SSD can support up to 100 times more I/O operations per second (IOPS) than a typical HDD.
- Up to 8x 2.5-inch drives, supporting HDDs and SSDs, either SAS or SATA, provide a flexible local storage platform.
- Supports a new Lenovo patented-design M.2 adapter for convenient operating system boot functions. Available M.2 adapters support either one M.2 drive or two M.2 drives in a RAID 1 configuration for boot drive performance and reliability.
- A total of 7 PCIe slots: 4 full-height full-length and double-width PCIe 3.0 x16 slots for GPUs plus three additional general-purpose PCIe 3.0 slots for network adapters.

- The server offers PCI Express 3.0 I/O expansion capabilities that improve the theoretical maximum bandwidth by almost 100% (8 GTps per link using 128b/130b encoding) compared to the previous generation of PCI Express 2.0 (5 GTps per link using 8b/10b encoding).

### **Availability and serviceability**

The SR670 provides many features to simplify serviceability and increase system uptime:

- The server offers Single Device Data Correction (SDDC, also known as Chipkill), Adaptive Double-Device Data Correction (ADDDC, also known as Redundant Bit Steering or RBS), memory mirroring, and memory rank sparing for redundancy in the event of a non-correctable memory failure.
- The server offers hot-swap drives, supporting RAID redundancy for data protection and greater system uptime.
- The Dual M.2 Boot Adapter supports RAID-1 which enables two installed M.2 drives to be configured as a redundant pair.
- The server has up to two hot-swap redundant power supplies and six simple-swap redundant fans to provide availability for business-critical applications.
- Proactive Platform Alerts (including PFA and SMART alerts): Processors, voltage regulators, memory, internal storage (HDDs, SSDs, M.2 drives), fans, power supplies, server ambient and subcomponent temperatures. Alerts can be surfaced through the XClarity Controller to upstream managers. These proactive alerts let you take appropriate actions in advance of possible failure, thereby increasing server uptime and application availability.
- Solid-state drives (SSDs) offer more reliability than traditional mechanical HDDs for greater uptime.
- The built-in XClarity Controller continuously monitors system parameters, triggers alerts, and performs recovery actions in case of failures to minimize downtime.
- Built-in diagnostics in UEFI, using Lenovo XClarity Provisioning Manager, speed up troubleshooting tasks to reduce service time.
- Lenovo XClarity Provisioning Manager collects and saves service data to USB key drive or remote CIFS share folder, for troubleshooting and to reduce service time.
- Auto restart in the event of a momentary loss of AC power (based on the power policy setting in the XClarity Controller service processor)
- Three-year or one-year customer-replaceable unit and onsite limited warranty, 9 x 5 next business day. Optional service upgrades are available. The SR670 can also be ordered without a warranty if needed.

### **Manageability and security**

Powerful systems management features simplify local and remote management of the SR670:

- The server includes an XClarity Controller (XCC) to monitor server availability. Optional upgrade to XCC Advanced to provide remote control (keyboard video mouse) functions. Optional upgrade to XCC Enterprise enables the additional support for the mounting of remote media files (ISO and IMG image files), boot capture, and power capping.
- New UEFI-based Lenovo XClarity Provisioning Manager, accessible from F1 during boot, provides system inventory information, graphical UEFI Setup, platform update function, RAID Setup wizard, operating system installation function, and diagnostic functions.
- Supports Lenovo intelligent Computing Orchestration (LiCO), a powerful platform that manages cluster resources for HPC and AI applications. LiCO supports multiple AI frameworks, including TensorFlow, Caffe, Neon, and MXNet, allowing you to leverage a single cluster for diverse workload requirements.
- Rack-level power capping and management via Extreme Cloud Administration Toolkit (xCAT)
- Integrated Trusted Platform Module (TPM) 2.0 support enables advanced cryptographic methods, such as digital signatures and remote attestation.

- Supports Secure Boot to ensure only a digitally signed operating system can be used. Supported with HDDs and SSDs, as well as M.2 drives in the M.2 Adapter.
- Industry-standard Advanced Encryption Standard (AES) NI support for faster, stronger encryption.
- Intel Execute Disable Bit functionality can prevent certain classes of malicious buffer overflow attacks when combined with a supported operating system.
- Intel Trusted Execution Technology provides enhanced security through hardware-based resistance to malicious software attacks, allowing an application to run in its own isolated space, protected from all other software running on a system.

### Energy efficiency

The SR670 offers the following energy-efficiency features to save energy, reduce operational costs, and increase energy availability:

- Energy-efficient planar components help lower operational costs.
- High-efficiency power supplies with 80 PLUS Platinum certifications
- Intel Intelligent Power Capability turns individual processor elements on and off as needed to reduce power draw.
- Low-voltage 1.2 V DDR4 memory offers energy savings compared to 1.35 V and 1.5 V DDR3 DIMMs.
- Solid-state drives (SSDs) consume as much as 80% less power than traditional spinning 2.5-inch HDDs.
- The server uses hexagonal ventilation holes, which can be grouped more densely than round holes, providing more efficient airflow through the system and thus keeping your system cooler.

### Components and connectors

The following figure shows the front of the server.

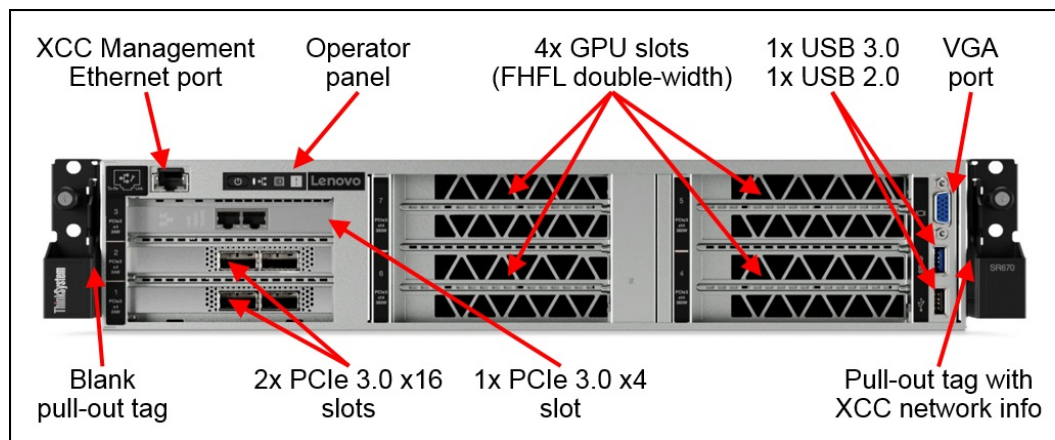


Figure 2. Front view of the Lenovo ThinkSystem SR670

The following figure shows the rear of the server.




Figure 3. Rear view of the Lenovo ThinkSystem SR670

The following figure shows the locations of key components inside the server.

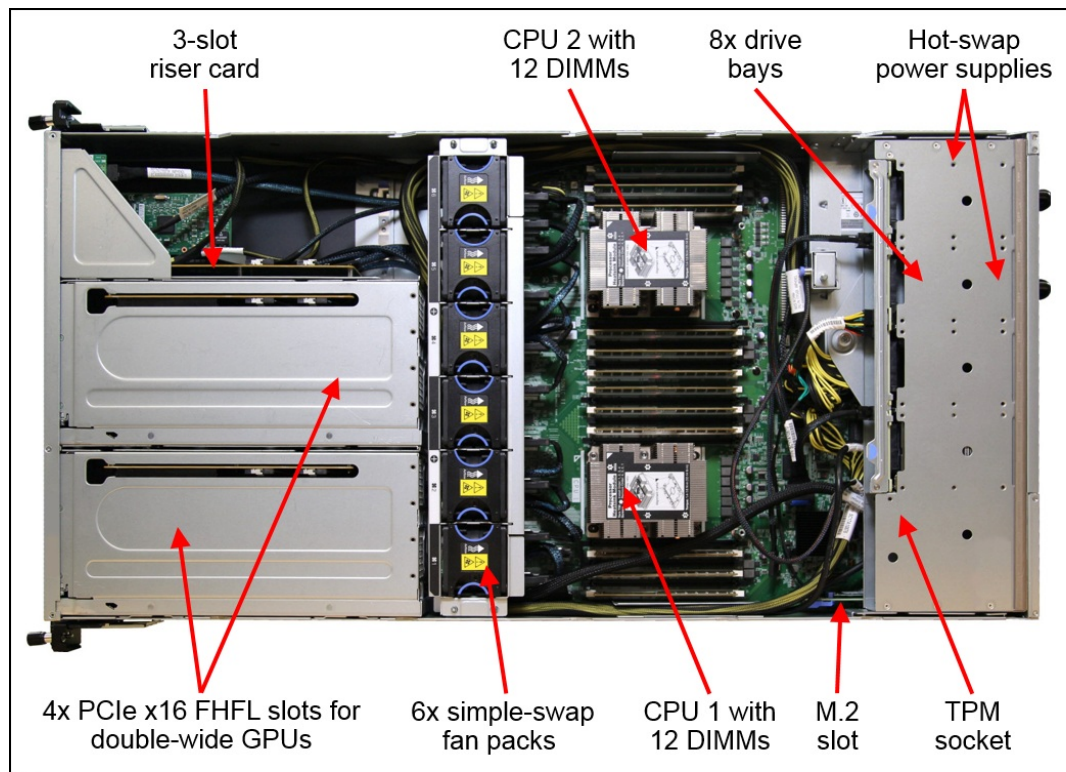


Figure 4. Internal view of the Lenovo ThinkSystem SR670

## System architecture

The following figure shows the architectural block diagram of the SR670, showing the major components and their connections.

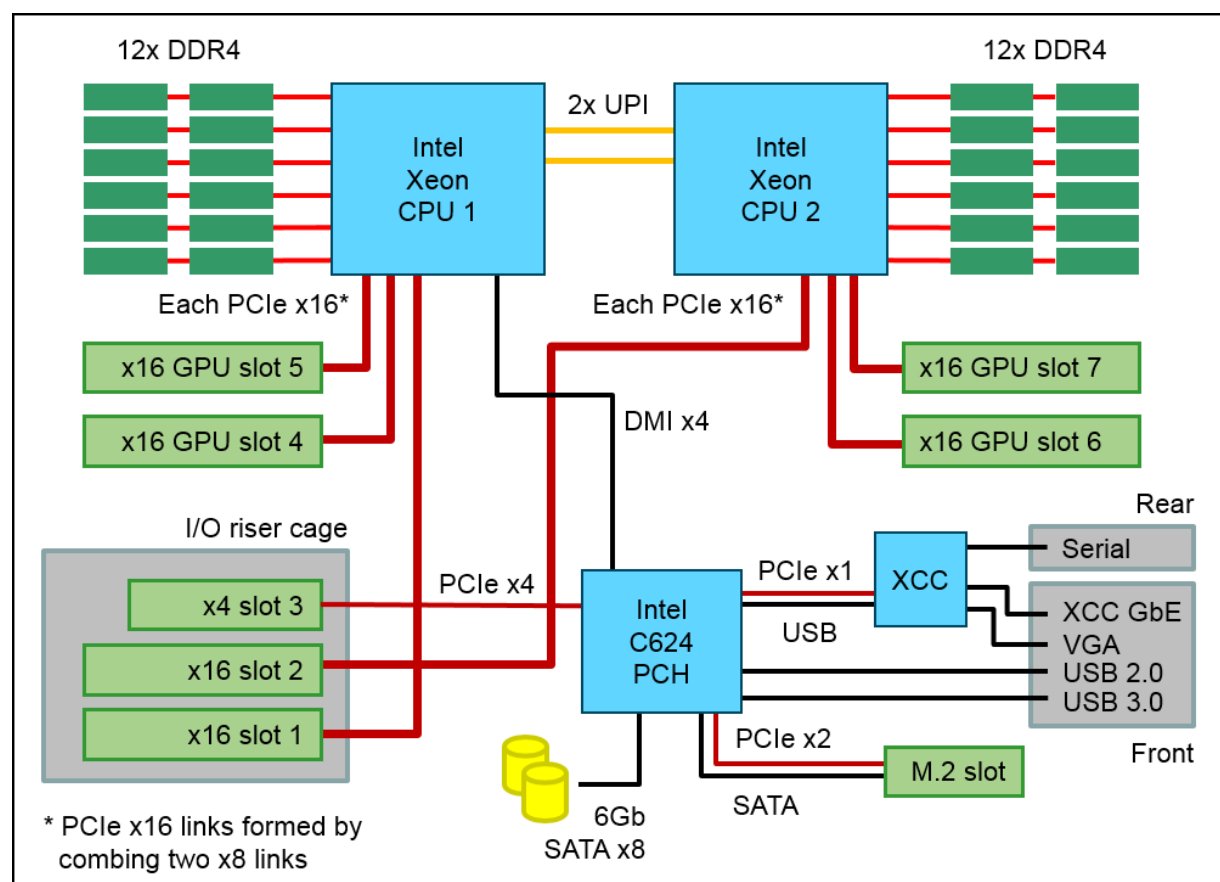


Figure 5. SR670 system architectural block diagram

## Standard specifications

The following table lists the standard specifications.

Table 1. Standard specifications

Components	Specification
Machine types	7Y36 - 1 year warranty 7Y37 - 3 year warranty 7Y38 - No warranty
Form factor	2U rack.
Processor	Up to two Intel Xeon Processor Scalable Family of processors. The SR670 supports Gold level processors (formerly codename "Skylake") up to 16 cores and TDP ratings up to 150W. Additional processor support up to TDP 205W is available via Special Bid. Two Intel Ultra Path Interconnect (UPI) links at 10.4 GT/s each.
Chipset	Intel C624 "Lewisburg" chipset
Memory	24 DIMM sockets (12 DIMMs per processor) supporting Lenovo TruDDR4 DIMMs at up to 2666 MHz. RDIMMs are supported. LRDIMMs and 3DS RDIMMs are currently not supported.

Components	Specification
Memory maximums	With RDIMMs: Up to 768 GB with 24x 32 GB RDIMMs and two processors.
Memory protection	ECC, SDDC (for x4-based memory DIMMs), ADDDC (for x4-based memory DIMMs), memory mirroring, and memory sparing.
Disk drive bays	Eight 2.5-inch hot-swap drive bays supporting SATA HDDs and SSDs. M.2 slot for one or two M.2 drives.
Maximum internal storage	Up to 16 TB using 8x 2TB SATA HDDs, or up to 12.8 TB using 8x 1.6 TB SAS SSDs. Mix of SSDs/HDDs supported.
Storage controller	<ul style="list-style-type: none"> <li>Onboard 6 Gb SATA for simple-swap drive configurations, using embedded Intel RSTe software RAID, supporting RAID 0, 1, 10, 5</li> <li>12 Gb SAS/SATA RAID for hot-swap drive configurations: <ul style="list-style-type: none"> <li>RAID 530i (cacheless) supports RAID 0, 1, 10, 5, 50</li> <li>RAID 730-8i with 1GB cache supports RAID 0, 1, 10, 5, 50</li> <li>RAID 930-8i with 2GB flash-backed cache supports RAID 0, 1, 10, 5, 50, 6, 60</li> </ul> </li> <li>12 Gb SAS/SATA non-RAID: 430-8i HBA</li> </ul>
Optical drive bays	No internal optical drive.
Tape drive bays	No internal backup drive.
Network interfaces	None standard; add networking via a PCIe adapter. Dedicated Ethernet port for systems management (connected to the XClarity Controller) is standard.
PCI Expansion slots	Seven front-accessible PCIe slots (slots are located at the front of the server): <ul style="list-style-type: none"> <li>Slot 1: PCIe 3.0 x16 (full-height, half-length)</li> <li>Slot 2: PCIe 3.0 x16 (full-height, half-length)</li> <li>Slot 3: PCIe 3.0 x4 (full-height, half-length)</li> <li>Slot 4: PCIe 3.0 x16 for a GPU (full-height, full-length, double-width)</li> <li>Slot 5: PCIe 3.0 x16 for a GPU (full-height, full-length, double-width)</li> <li>Slot 6: PCIe 3.0 x16 for a GPU (full-height, full-length, double-width)</li> <li>Slot 7: PCIe 3.0 x16 for a GPU (full-height, full-length, double-width)</li> </ul>
Ports	<p>Front: One USB 2.0 port, one USB 3.0 port, one VGA video port, one RJ45 XClarity Controller (XCC) systems management port.</p> <p>Rear: One DB9 serial port. The serial port can be redirected and accessed remotely via IPMI or SSH via XCC.</p>
Cooling	Six N+1 redundant simple-swap 60 mm dual-rotor fans (all six standard). One fan integrated in each power supply.
Power supply	Two 2000W hot-swap AC power supplies with 80 PLUS Platinum certification. Power supplies are redundant in most configurations. Requires 200-240 V AC power (110 V AC not supported).
Video	G200e graphics with 16 MB memory with 2D hardware accelerator, integrated into the XClarity Controller. Maximum resolution is 1920x1200 32bpp at 60Hz.
Hot-swap parts	Drives and power supplies.

Components	Specification
Systems management	XClarity Controller embedded systems management. Support for Lenovo intelligent Computing Orchestration (LiCO), Lenovo XClarity Essentials (BoMC, UpdateExpress, OneCLI), Lenovo XClarity Provisioning Manager. Redfish API Spec v1.0.2 compliant. Optional XClarity Controller Advanced or Enterprise with software license upgrade to enable remote control functions. XClarity Administrator and XClarity Energy Manager currently not supported.
Security features	Power-on password, administrator's password, Trusted Platform Module (TPM), supporting TPM 2.0 . In China only, optional Nationz TPM 2.0 plug-in module.
Operating systems supported	Red Hat Enterprise Linux. See the <a href="#">Operating system support</a> section for specifics.
Limited warranty	Three-year or one-year or no warranty (model dependent). Customer-replaceable unit (CRU) and onsite limited warranty with 9x5 next business day (NBD).
Service and support	Optional service upgrades are available through Lenovo Services: 4-hour or 2-hour response time, 6-hour fix time, 1-year or 2-year warranty extension, software support for Lenovo hardware and some third-party applications.
Dimensions	Height: 87 mm (3.4 in.), width (top cover): 438 mm (17.3 in.), width (EIA flange): 488 mm (19.3 in.), depth (EIA flange to rear): 870 mm (34.3 in.), depth (overall): 933 mm (36.8 in.)
Weight	32 kg (71.9 lb) depending on the specific configuration

The SR670 server is shipped with the following items:

- Documentation flyer
- Power cords (model and region dependent)



## Models

The ThinkSystem SR670 does not have standard models. Order the server using configure-to-order (CTO) in the Lenovo DCSC or x-config configurators:

- DCSC: <https://dcsc.lenovo.com/>
- x-config: <https://lesc.lenovo.com/products/hardware/configurator/worldwide/bhui/asit>

Machine types are as follows:

- 7Y36 - 1 year warranty
- 7Y37 - 3 year warranty
- 7Y38 - No warranty

**Not available in LA:** The SR670 is not available in countries in the Latin America geographical area.

## Processor options

The SR670 supports two processors in the Intel Xeon Processor Scalable Family. Both processors must be installed.

The server supports the processor options that are listed in the following table.

**Special bid support:** Additional processor support, up to 205W TDP, is available via special bid.

All supported processors have the following characteristics:

- 14 nm process technology
- Six DDR4 memory channels
- 48 PCIe 3.0 I/O lanes
- 1 MB L2 cache
- 1.375 MB L3 cache per core (except where larger, as noted with \*\* in the table below)
- Intel Hyper-Threading Technology
- Intel Turbo Boost Technology 2.0
- Intel Advanced Vector Extensions 512 (AVX-512)
- Intel Ultra Path Interconnect (UPI) links at 10.4 GT/s (replaces QPI)

Table 2. Processor options

Part number	Feature code	Description	Memory speed	Supports >768 GB per CPU	L3 cache**	AVX-512 FMA units
CTO only	AWEP	Intel Xeon Gold 5118 12C 105W 2.3GHz	2400 MHz	No	16.5 MB	1
CTO only	AWDW	Intel Xeon Gold 6142 16C 150W 2.6GHz	2666 MHz	No	22 MB	2
CTO only	AWEW	Intel Xeon Gold 6148 20C 150W 2.4GHz	2666 MHz	No	27.5 MB	2

\*\* L3 cache is 1.375 MB per core except for processor indicated with \*\* where the cache size is larger

## Memory options

The SR670 server supports TruDDR4 memory. TruDDR4 memory uses the highest-quality components sourced from Tier 1 DRAM suppliers and only memory that meets strict tolerances is selected. It is compatibility tested and tuned to maximize performance and reliability.

TruDDR4 memory has a unique signature programmed into the DIMM, which enables ThinkSystem servers to verify whether the memory installed is qualified and supported. From a service and support standpoint, TruDDR4 memory automatically assumes the system's warranty, and service and support provided worldwide.

The SR670 supports up to 12 DIMMs per processor, for a total of 24 DIMMs when two processors are installed. Each processor has six memory channels, and supports one or two DIMMs per channel.

All DIMMs can operate at a speed of 2666 MHz, both at 1 DIMM per channel and 2 DIMMs per channel. However, if the processor selected has a lower memory bus speed (eg 2400 MHz), then all DIMMs will operate at that lower speed.

The following table lists the memory options that are available for the SR670 server.

Table 3. Memory options

Part number	Feature code	Description	Maximum supported
7X77A01303	AUNC	ThinkSystem 16GB TruDDR4 2666 MHz (2Rx8 1.2V) RDIMM	24 (12 per processor)
7X77A01304	AUND	ThinkSystem 32GB TruDDR4 2666 MHz (2Rx4 1.2V) RDIMM	24 (12 per processor)

Configuration rules:

- The server supports RDIMMs. LRDIMMs, 3DS RDIMMs and UDIMMs are not supported.
- The ThinkSystem SR670 only supports two memory configurations:
  - 12 DIMMs, which are installed in DIMM slots 1, 3, 5, 8, 10, 12, 13, 15, 17, 20, 22, and 24.
  - 24 DIMMs, installed in all slots.
- All DIMMs to be installed must be the same type and capacity.

The following memory protection technologies are supported:

- ECC
- SDDC (for x4-based memory DIMMs; look for "x4" in the DIMM description)
- ADDDC (for x4-based memory DIMMs)
- Memory channel mirroring
- Memory rank sparing

If memory channel mirroring is used, then DIMMs must be installed in pairs (minimum of one pair per processor), and both DIMMs in a pair must be identical in type and size. 50% of the installed capacity is available to the operating system.

If memory rank sparing is used, then a minimum of one quad-rank DIMM, one dual-rank DIMM, or two single-rank DIMMs must be installed per populated channel (the DIMMs do not need to be identical). In rank sparing mode, one rank of a DIMM in each populated channel is reserved as spare memory. The largest rank in the channel will be automatically selected as the spare rank. The amount of memory available to the operating system depends on the number, capacity and rank counts of the DIMMs installed.

## Internal storage

The server support 8x 2.5-inch drives. Currently, only SATA HDDs and SSDs are supported. You can mix drives in the same server, but not in the same array. Drives are all installed from the rear of the server. The server also supports one or two M.2 drives, installed in an M.2 adapter.

In this section:

- [Backplane and drive bays](#)
- [M.2 drives](#)

### Backplane and drive bays

The SR670 offers eight 2.5-inch hot-swap drive bays, located at the rear of the server. All eight drive bays are connected to a single backplane. The backplane supports SAS and SATA drives. SAS drives require the use of a supported SAS HBA or RAID controller.

The drive bays are numbered as shown in the following figure.




Figure 6. Drive bay numbering (rear of the server)

The drive bays support 6Gb SATA drives or 12Gb SAS drives. NVMe drives are not supported.

### M.2 drives

The server supports one or two M.2 form-factor SATA drives for use as an operating system boot solution. With two M.2 drives configured, the drives are configured by default as a RAID-1 mirrored pair for redundancy.

The M.2 drives install into an M.2 adapter which in turn is installed in a dedicated slot on the system board. See the internal view of the server in the [Components and connectors](#) section for the location of the M.2 slot.

There are two M.2 adapters supported, as listed in the following table.

Table 4. M.2 components

Part number	Feature code	Description	Maximum supported
7Y37A01092	AUMU	ThinkSystem M.2 Enablement Kit (contains the Single M.2 Boot Adapter; supports 1 drive)	1
7Y37A01093	AUMV	ThinkSystem M.2 with Mirroring Enablement Kit (contains the Dual M.2 Boot Adapter, supports 1 or 2 drives)	1

Supported drives are listed in the [Internal drive options](#) section.

For details about M.2 components, see the *ThinkSystem M.2 Drives and M.2 Adapters* product guide:  
<https://lenovopress.com/lp0769-thinksystem-m2-drives-adapters>

## Controllers for internal storage

The SR670 supports one of the following controllers to connect to the eight internal drive bays:

- SAS/SATA RAID adapter
- SAS HBA adapter
- Onboard SATA controller

The following table lists the supported adapters.

Table 5. Controllers for internal storage

Part number	Feature code	Description	Number of ports	Maximum supported
SAS/SATA HBA				
4Y37A16228	B5MR	ThinkSystem SR670 430-8i SAS/SATA HBA	8	1
RAID adapters				
4Y37A16225	B5MP	ThinkSystem SR670 RAID 530-8i PCIe Adapter	8	1
4Y37A16226	B5MQ	ThinkSystem SR670 RAID 730-8i 1GB Cache Adapter	8	1
4Y37A16227	B5DP	ThinkSystem SR670 RAID 930-8i 2GB Flash	8	1

The onboard SATA controller onboard is integrated into the server chipset. An SFF-9402 OCulink x8 SATA connector routes the signals to the eight internal drive bays at the rear of the server. The SATA controller operates in either AHCI mode for JBOD support, or Intel RSTe mode for RAID support. In RSTe mode, Intel RAID features are accessible via XClarity Provisioning Manager (UEFI-based) where you can enabling RAID volumes of up to 8 drives. RAID levels 0, 1, 5, 10 are supported.

**Virtualization support:** The SATA ports of the onboard SATA controller can be used with virtualization hypervisors, including VMware ESXi, Linux KVM, Xen, and Microsoft Hyper-V Server, however support is limited to AHCI (non-RAID) mode. RSTe mode is not supported with virtualization hypervisors.

The following table compares the functions of the storage adapters and the onboard SATA controller.

Table 6. Comparison of internal storage controllers

Feature	Intel RSTe	430-8i	RAID 530-8i	RAID 730-8i	RAID 930-8i
Adapter type	Software RAID	HBA	RAID controller	RAID controller	RAID controller
Form factor	Onboard	PCIe low profile	PCIe HHHL	PCIe low profile	PCIe HHHL
Controller chip	Intel PCH (RSTe)	LSI SAS3408	LSI SAS3408	LSI SAS3108	LSI SAS3508
Host interface	PCH	PCIe 3.0 x8	PCIe 3.0 x8	PCIe 3.0 x8	PCIe 3.0 x8
Port interface	6 Gb SATA	12 Gb SAS	12 Gb SAS	12 Gb SAS	12 Gb SAS
Number of ports	8	8	8	8	8
Port connectors	SFF-9402 OCulink x8 SATA connector	2x Mini-SAS HD x4 (SFF-8643)	2x Mini-SAS HD x4 (SFF-8643)	2x Mini-SAS HD x4 (SFF-8643)	2x Mini-SAS HD x4 (SFF-8643)
Drive interface	SATA	SAS, SATA	SAS, SATA	SAS, SATA	SAS, SATA
Drive type	HDD, SSD	HDD, SSD, SED*	HDD, SED, SSD	HDD, SSD	HDD, SED, SSD
Hot-swap drives	Yes	Yes	Yes	Yes	Yes
Max devices	8	8	8	8	8
RAID levels	0, 1, 10, 5	No RAID	0, 1, 10, 5, 50	0, 1, 10, 5, 50	0, 1, 10, 5, 50, 6, 60
JBOD mode	Yes (AHCI mode)	Yes	Yes	Yes	Yes
Cache	None	No	None	1GB (Standard)	2GB (Standard)
CacheVault cache protection	No	No	No	No	Yes (Flash)
Performance Accelerator (FastPath)	No	No	Yes	No	Yes
SSD Caching (CacheCade Pro 2.0)	No	No	No	No	No
SED support	No	Yes*	Yes	No	Yes

\* SAS HBAs support SEDs (self-encrypting drives) by using software on the server and simply passing SED commands through the HBA to the drives. SED support by RAID controllers is provided using the built-in MegaRAID SafeStore functionality of the adapter.

For more information about the adapters see the product guides in the RAID adapters or HBA sections of the Lenovo Press web site:

<https://lenovopress.com/servers/options/raid>

<https://lenovopress.com/servers/options/hba>

## Internal drive options

The following tables list the hard disk drive and solid-state drive options for the internal disk storage of the server.

- Table 7: [2.5-inch hot-swap 12 Gb SAS HDDs](#)
- Table 8: [2.5-inch hot-swap 6 Gb SAS/SATA HDDs](#)
- Table 9: [2.5-inch hot-swap 12 Gb SAS SSDs](#)
- Table 10: [2.5-inch hot-swap 6 Gb SAS/SATA SSDs](#)
- Table 11: [M.2 drives](#)

**Tip:** The use of M.2 drives requires an additional adapter as described in the [M.2 drives](#) subsection.

Table 7. 2.5-inch hot-swap 12 Gb SAS HDDs

Part number	Feature	Description	Maximum supported
2.5-inch hot-swap HDDs - 12 Gb SAS 10K			
7XB7A00024	AULY	ThinkSystem 2.5" 300GB 10K SAS 12Gb Hot Swap 512n HDD	8
7XB7A00025	AULZ	ThinkSystem 2.5" 600GB 10K SAS 12Gb Hot Swap 512n HDD	8
7XB7A00027	AUM1	ThinkSystem 2.5" 1.2TB 10K SAS 12Gb Hot Swap 512n HDD	8

Table 8. 2.5-inch hot-swap 6 Gb SAS/SATA HDDs

Part number	Feature	Description	Maximum supported
2.5-inch hot-swap HDDs - 6 Gb NL SATA			
7XB7A00036	AUUE	ThinkSystem 2.5" 1TB 7.2K SATA 6Gb Hot Swap 512n HDD	8
7XB7A00037	AUUJ	ThinkSystem 2.5" 2TB 7.2K SATA 6Gb Hot Swap 512e HDD	8

Table 9. 2.5-inch hot-swap 12 Gb SAS SSDs

Part number	Feature	Description	Maximum supported
2.5-inch hot-swap SSDs - 12 Gb SAS - Enterprise Performance (10+ DWPD)			
7N47A00124	AUMG	ThinkSystem 2.5" HUSMM32 400GB Performance SAS 12Gb Hot Swap SSD	8
2.5-inch hot-swap SSDs - 12 Gb SAS - Enterprise Mainstream (3-5 DWPD)			
4XB7A13653	B4A0	ThinkSystem 2.5" PM1645 800GB Mainstream SAS 12Gb Hot Swap SSD	8
4XB7A13654	B4A1	ThinkSystem 2.5" PM1645 1.6TB Mainstream SAS 12Gb Hot Swap SSD	8

Table 10. 2.5-inch hot-swap 6 Gb SAS/SATA SSDs

Part number	Feature	Description	Maximum supported
2.5-inch hot-swap SSDs - 6 Gb SATA - Enterprise Entry (<3 DWPD)			
4XB7A10153	B2X2	ThinkSystem 2.5" 5200 480GB Entry SATA 6Gb Hot Swap SSD	8
4XB7A10154	B2X3	ThinkSystem 2.5" 5200 960GB Entry SATA 6Gb Hot Swap SSD	8

Table 11. M.2 drives

Part number	Feature	Description	Maximum supported
M.2 SSDs - 6 Gb SATA - Enterprise Entry (<3 DWPD)			
7N47A00130	AUUV	ThinkSystem M.2 CV3 128GB SATA 6Gbps Non-Hot-Swap SSD	2

## Internal backup units

The server does not supports any internal backup units, such as tape drives or RDX drives.

## Optical drives

The server does not supports an internal optical drive.

An external USB optical drive is available, listed in the following table.

Table 12. External optical drive

Part number	Feature code	Description
7XA7A05926	AVV8	ThinkSystem External USB DVD RW Optical Disk Drive

## I/O expansion options

The server supports up to 7 front-accessible PCIe slots. All slots are standard.

The PCIe slots are as follows, including which processor that each slot is connected to:

- Slot 1: PCIe 3.0 x16 (full-height, half-length) (CPU 1)
- Slot 2: PCIe 3.0 x16 (full-height, half-length) (CPU 2)
- Slot 3: PCIe 3.0 x4 (full-height, half-length) (PCH from CPU 1)
- Slot 4: PCIe 3.0 x16 for a GPU (full-height, full-length, double-width) (CPU 1)
- Slot 5: PCIe 3.0 x16 for a GPU (full-height, full-length, double-width) (CPU 1)
- Slot 6: PCIe 3.0 x16 for a GPU (full-height, full-length, double-width) (CPU 2)
- Slot 7: PCIe 3.0 x16 for a GPU (full-height, full-length, double-width) (CPU 2)

The following figure shows the location of the PCIe slots.




Figure 7. Location of the PCIe slots (front of the server)

## Network adapters

The SR670 does not have an onboard Ethernet controller.

The following table lists supported network adapters that can be installed in the regular PCIe slots.

Table 13. Supported PCIe Network Adapters

Part number	Feature code	Description	Slots supported	Maximum supported
Gigabit Ethernet				
7ZT7A00534	AUZY	ThinkSystem I350-T2 PCIe 1Gb 2-Port RJ45 Ethernet Adapter	1,2,3	3
10 Gb Ethernet				
7ZT7A00537	AUKX	ThinkSystem Intel X710-DA2 PCIe 10Gb 2-Port SFP+ Ethernet Adapter	1,2	2
100 Gb Ethernet / InfiniBand				
00MM960	ATRP	Mellanox ConnectX-4 2x100GbE/EDR IB QSFP28 VPI Adapter	1,2	2
4C57A08980	B0RM	Mellanox ConnectX-5 EDR IB VPI Dual-port x16 PCIe 3.0 HCA	1,2	1
Omni Path Architecture				
00WE027	AU0B	Intel OPA 100 Series Single-port PCIe 3.0 x16 HFA	1,2	2

For more information, including the transceivers and cables that each adapter supports, see the list of Lenovo Press Product Guides in the Networking adapters category:

<https://lenovopress.com/servers/options/ethernet>

## Fibre Channel host bus adapters

The SR670 does not currently support any Fibre Channel adapters.



## SAS adapters for external storage

The following table lists the SAS HBA supported by the SR670 server for use with external storage.

Table 14. Adapters for external storage

Part number	Feature code	Description	Slots supported	Maximum supported
SAS HBAs				
7Y37A01090	AUNR	ThinkSystem 430-8e SAS/SATA 12Gb HBA	1, 2	1

For more information, see the Lenovo Press Product Guides in the Host bus adapter category:

<https://lenovopress.com/servers/options/hba>

The following table lists the specifications of the supported external SAS HBA.

Table 15. Comparison of external storage adapters

Feature	430-8e
Adapter type	HBA
Controller chip	LSI SAS3408
Host interface	PCIe 3.0 x8
Port interface	12 Gb SAS
Number of ports	8
Port connectors	2x Mini-SAS HD SFF8644
Drive interface	SAS/SATA
Drive type	HDD/SSD/SED*
Hot-swap drives	Yes
Maximum devices	1024
RAID levels	None
JBOD mode	Yes
Cache	None
CacheVault cache protection	None
Performance Accelerator (FastPath)	No
SSD Caching (CacheCade Pro 2.0)	No
SED support	Yes*

\* SAS HBAs support SEDs (self-encrypting drives) by using software on the server and simply passing SED commands through the HBA to the drives.

## Flash storage adapters

The SR670 does not currently support any Flash Storage adapters.

## GPU adapters

The SR670 supports the GPUs listed in the following table.

Table 16. GPU adapter support

Part number	Feature	Description	Slots supported	Maximum supported
4X67A12088	B34S	ThinkSystem NVIDIA Tesla V100 32GB PCIe Passive GPU	4,5,6,7	4
4C57A09498	B1JY	ThinkSystem NVIDIA Tesla V100 16GB PCIe Passive GPU	4,5,6,7	4
7C57A02888	B15U	ThinkSystem NVIDIA Tesla P40 24GB PCIe Passive GPU	4,5,6,7	4
4C57A16224	B5DN	ThinkSystem SR670 AMD Radeon Instinct MI25 16Gb PCIe Passive GPU	4,5,6,7	4

For details about these GPUs, consult the ThinkSystem GPU Summary, available from:

<https://lenovopress.com/lp0768-thinksystem-gpu-summary>

For customers that purchase the AMD Radeon Instinct MI25 directly from AMD, the required power cable is not included with the GPU. To use a customer-supplied MI25 GPU with the SR670, order the cable listed in the following table, one for each GPU to be installed.

Table 17. Power cable for AMD GPU (customer-supplied GPU only)

Part number	Description
4Z57A26300	ThinkSystem SR670 PCIe 6-pin + PCIe 8-pin Power Adapter Cable

**Note:** This cable is only for a customer-supplied AMD Radeon Instinct MI25. Option part number 4C57A16224 already includes the cable. The cable is not required for any NVIDIA adapter.

## Cooling

The server has six 60 mm simple-swap fans and all six fans are standard in all models. The server offers N+1 fan redundancy, meaning that one fan can fail and the server still operates normally in typical datacenter environments. However, if the ambient temperature is above 27°C and a fan failure occurs, the GPUs may be instructed by the system to enter an emergency power reduction state whereby GPU performance will be impacted.

Each power supply has an integrated fan.

## Power supplies

The server includes two 2000W hot-swap redundant power supplies. Both power supplies are standard.

The power supplies form a redundant pair in all server configurations except the following:

- Configurations with three GPUs
- Configurations with four GPUs

In such configurations, in the event of a single power supply failure, the server will throttle the performance of the GPUs.

Table 18. Power supply

Part number	Feature code	Description	Maximum supported	110V AC	220V AC	240V DC (China)
CTO only	B3YC	2000W Platinum (230V) Power Supply	2	No	Yes	No

## Power cords

Country-specific line cords and rack power cables can be ordered as listed in the following table.

Table 19. Power cords

Part number	Feature code	Description
Rack cables		
00Y3043	A4VP	1.0m, 10A/100-250V, C13 to C14 Jumper Cord
39Y7937	6201	1.5m, 10A/100-250V, C13 to C14 Jumper Cord
4L67A08369	6570	2.0m, 13A/100-250V, C13 to C14 Jumper Cord
4L67A08366	6311	2.8m, 10A/100-250V, C13 to C14 Jumper Cord
4L67A08370	6400	2.8m, 13A/100-250V, C13 to C14 Jumper Cord
39Y7932	6263	4.3m, 10A/100-250V, C13 to C14 Jumper Cord
4L67A08371	6583	4.3m, 13A/100-250V, C13 to C14 Jumper Cord
Country-specific cables		
39Y7930	6222	2.8m, 10A/250V, C13 to IRAM 2073 (Argentina) Line Cord
81Y2384	6492	4.3m, 10A/250V, C13 to IRAM 2073 (Argentina) Line Cord
39Y7924	6211	2.8m, 10A/250V, C13 to AS/NZS 3112 (Australia/NZ) Line Cord
81Y2383	6574	4.3m, 10A/250V, C13 to AS/NZS 3112 (Australia/NZ) Line Cord
69Y1988	6532	2.8m, 10A/250V, C13 to NBR 14136 (Brazil) Line Cord
81Y2387	6404	4.3m, 10A/250V, C13 to NBR 14136 (Brazil) Line Cord
39Y7928	6210	2.8m, 10A/220V, C13 to GB 2099.1 (China) Line Cord
81Y2378	6580	4.3m, 10A/250V, C13 to GB 2099.1 (China) Line Cord
39Y7918	6213	2.8m, 10A/250V, C13 to DK2-5a (Denmark) Line Cord
81Y2382	6575	4.3m, 10A/250V, C13 to DK2-5a (Denmark) Line Cord
39Y7917	6212	2.8m, 10A/250V, C13 to CEE 7/7 (Europe) Line Cord
81Y2376	6572	4.3m, 10A/250V, C13 to CEE 7/7 (Europe) Line Cord
39Y7927	6269	2.8m, 10A/250V, C13 to IS 6538 (India) Line Cord
81Y2386	6567	4.3m, 10A/250V, C13 to IS 6538 (India) Line Cord
39Y7920	6218	2.8m, 10A/250V, C13 to SI 32 (Israel) Line Cord
81Y2381	6579	4.3m, 10A/250V, C13 to SI 32 (Israel) Line Cord
39Y7921	6217	2.8m, 10A/250V, C13 to CEI 23-16 (Italy) Line Cord
81Y2380	6493	4.3m, 10A/250V, C13 to CEI 23-16 (Italy) Line Cord
4L67A08362	6495	4.3m, 12A/200V, C13 to JIS C-8303 (Japan) Line Cord
39Y7922	6214	2.8m, 10A/250V, C13 to SABS 164-1 (South Africa) Line Cord
81Y2379	6576	4.3m, 10A/250V, C13 to SANS 164-1 (South Africa) Line Cord
39Y7925	6219	2.8m, 12A/220V, C13 to KSC 8305 (S. Korea) Line Cord
81Y2385	6494	4.3m, 12A/250V, C13 to KSC 8305 (S. Korea) Line Cord

Part number	Feature code	Description
39Y7919	6216	2.8m, 10A/250V, C13 to SEV 1011-S24507 (Swiss) Line Cord
81Y2390	6578	4.3m, 10A/250V, C13 to SEV 1011-S24507 (Swiss) Line Cord
81Y2375	6317	2.8m, 10A/250V, C13 to CNS 10917 (Taiwan) Line Cord
81Y2389	6531	4.3m, 10A/250V, C13 to CNS 10917 (Taiwan) Line Cord
39Y7923	6215	2.8m, 10A/250V, C13 to BS 1363/A (UK) Line Cord
81Y2377	6577	4.3m, 10A/250V, C13 to BS 1363/A (UK) Line Cord
46M2592	A1RF	2.8m, 10A/250V, C13 to NEMA 6-15P (US) Line Cord
4L67A08361	6373	4.3m, 10A/250V, C13 to NEMA 6-15P (US) Line Cord

## Integrated virtualization

The server supports booting from an operating system or hypervisor installed on an M.2 solid-state drive. See the [M.2 drives section](#) for details and the list of available options.

## Systems management

The SR670 contains an integrated service processor, XClarity Controller (XCC), which provides advanced control, monitoring, and alerting functions. The XCC is based on the Pilot4 XE401 baseboard management controller (BMC) using a dual-core ARM Cortex A9 service processor.

### Local management

The SR670 offers a front operator panel with key LED status indicators, as shown in the following figure.

**Note:** The System Activity LED is not currently being used.

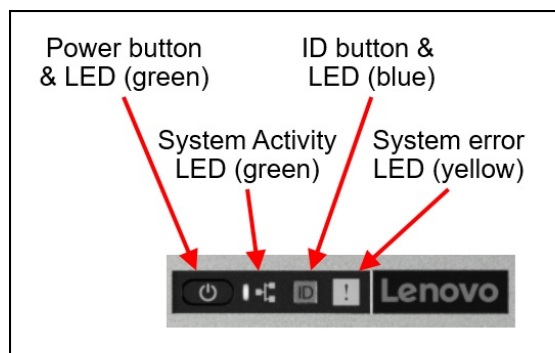


Figure 8. Front operator panel

### Remote management

Remote server management is provided through industry-standard interfaces:

- Intelligent Platform Management Interface (IPMI) Version 2.0
- Simple Network Management Protocol (SNMP) Version 3 (no SET commands; no SNMP v1)
- Common Information Model (CIM-XML)
- Representational State Transfer (REST) support
- Redfish API Spec v1.0.2 compliant
- Web browser - HTML 5-based browser interface (Java and ActiveX not required) using a responsive design (content optimized for device being used - laptop, tablet, phone) with NLS support

- The servers's serial port can be redirected and accessed remotely via IPMI or SSH via XClarity Controller

There are two XClarity Controller upgrades available for the server, Advanced and Enterprise.

Lenovo XClarity Controller Advanced adds the following remote control functions:

- Remotely viewing video with graphics resolutions up to 1600x1200 at 75 Hz with up to 23 bits per pixel, regardless of the system state
- Remotely accessing the server using the keyboard and mouse from a remote client
- Capturing blue-screen errors
- International keyboard mapping support
- LDAP-based authentication

Lenovo XClarity Controller Enterprise enables the following additional features:

- Boot Capture
- Remote mounting of CD-ROM (ISO) and diskette (IMG) files as virtual drives
- Virtual console collaboration - Ability for up to 6 remote users to be log into the remote session simultaneously
- Power capping

For configure-to-order (CTO), you can elect to have one of the following XCC functionality by selecting the appropriate XCC feature codes as listed in the following table:

- XCC Standard - select neither feature listed in the table
- XCC Advanced - select feature AVUT
- XCC Enterprise - select feature AUPW

Table 20. XClarity Controller Upgrades for configure-to-order

Feature code	Description
AVUT	ThinkSystem XClarity Controller Standard to Advanced Upgrade
AUPW	ThinkSystem XClarity Controller Standard to Enterprise Upgrade

The following table shows the field upgrades available for SR670 servers already deployed.

Table 21. XClarity Controller field upgrades

Part number	Feature code	Description
4L47A09132	AVUT	ThinkSystem XClarity Controller Standard to Advanced Upgrade (for servers that have XCC Standard)
4L47A09133	AVUU	ThinkSystem XClarity Controller Advanced to Enterprise Upgrade (for servers that have XCC Advanced)

## Lenovo XClarity Provisioning Manager

Lenovo XClarity Provisioning Manager is a UEFI-based application embedded in ThinkSystem servers and accessible via the F1 key during system boot.

Lenovo XClarity Provisioning Manager provides the following functions:

- Graphical UEFI Setup
- System inventory information and VPD update
- System firmware updates (UEFI and XCC)
- RAID setup wizard
- OS installation wizard (including unattended OS installation)
- Diagnostics functions

## Lenovo XClarity Essentials

Lenovo offers the following XClarity Essentials software tools that can help you set up, use, and maintain the server at no additional cost:

- **Lenovo Essentials OneCLI**  
OneCLI is a collection of server management tools that uses a command line interface program to manage firmware, hardware, and operating systems. It provides functions to collect full system health information (including health status), configure system settings, and update system firmware and drivers.
- **Lenovo Essentials UpdateXpress**  
The UpdateXpress tool is a standalone GUI application for firmware and device driver updates that enables you to maintain your server firmware and device drivers up-to-date and help you avoid unnecessary server outages. The tool acquires and deploys individual updates and UpdateXpress System Packs (UXSPs) which are integration-tested bundles.
- **Lenovo Essentials Bootable Media Creator**  
The Bootable Media Creator (BOMC) tool is used to create bootable media for offline firmware update.

For more information and downloads, visit the Lenovo XClarity Essentials web page:

<http://support.lenovo.com/us/en/documents/LNVO-center>

## Security

The server offers the following security features:

- Administrator and power-on password
- Trusted Platform Module (TPM) supporting TPM 2.0 (TPM 1.2 support is planned)
- Optional Nationz TPM 2.0, available only in China

The Nationz TPM module is available only for China customers and is installed in a dedicated socket on the system board, as shown in [Figure 4](#).

Table 22. Security features

Part number	Feature code	Description
None*	B22N	ThinkSystem Nationz Trusted Platform Module v2.0 (China customers only)

\* Not available as a field upgrade. The component is configure to order only.

## Rack installation

The SR670 supports a slide rail kit, however a cable management arm is not available. The following table lists ordering information.

Table 23. Rack Kit ordering information

Option	Feature Code	Description
Rail slides		
CTO only*	B47V	ThinkSystem SR670 Slide Rail

\* Only available as part of a configure-to-order (CTO) configuration. Not currently available as a separate option.

The following figure shows the Slide Rail kit.

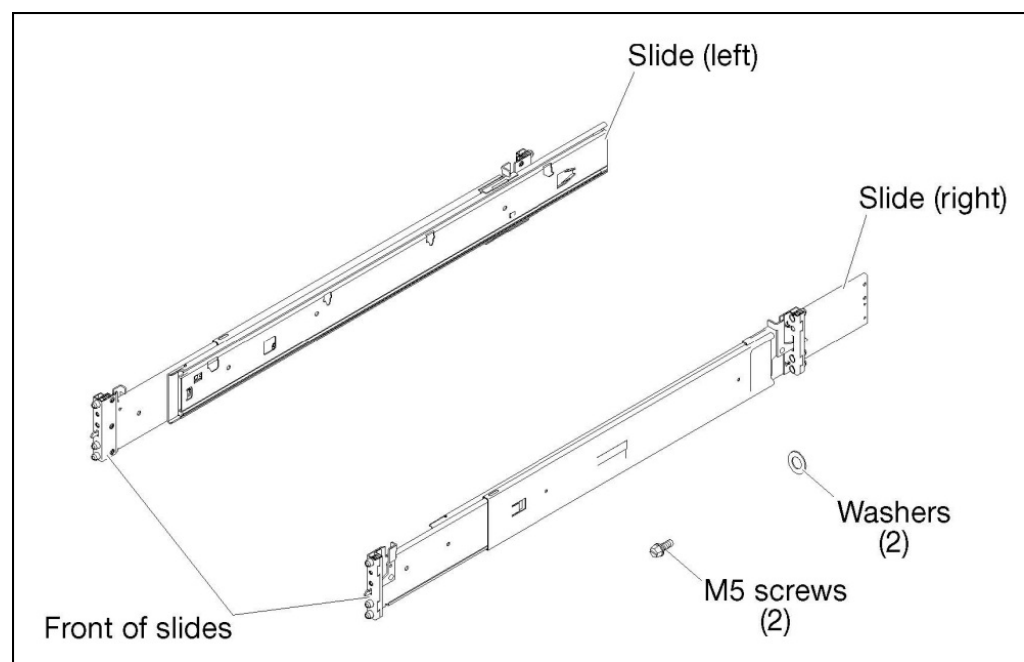


Figure 9. ThinkSystem SR670 Slide Rail

## Operating system support

The server supports the following operating systems:

- Red Hat Enterprise Linux 7.5

For a complete list of supported, certified and tested operating systems, plus additional details and links to relevant web sites, see the Operating System Interoperability Guide:

<https://lenovopress.com/osig#servers=sr670-7y36-7y37-7y38>

## Physical and electrical specifications

### Dimensions:

- Height: 87 mm (3.4 in.) (2U)
- Width:
  - Top cover: 439 mm (17.3 in.)
  - EIA flange: 488 mm (19.3 in.)
- Depth:
  - EIA flange to rear: 870 mm (34.3 in.)
  - Overall: 933 mm (36.8 in.)

### Weight:

- 32 kg (71.9 lb) depending on the specific configuration

### Electrical specifications:

- Input voltage
  - 200 - 240 (nominal) V AC, 50 Hz or 60 Hz
- With 2000 W AC power supplies:
  - 200 - 240 (nominal) V AC; 50 Hz or 60 Hz; 9.9 A
  - Input kilovolt-amperes (kVA) (approximately):
    - Minimum configuration: 0.746 kVA
    - Maximum configuration: 2.04 kVA



## Operating environment

When GPUs are installed, the ThinkSystem SR670 server complies with ASHRAE Class A2 specifications.

The server is supported in the following environment:

- Air temperature:
  - Operating: ASHRAE Class A2: 10°C to 35°C (50°F to 95°F)
  - The maximum ambient temperature decreases by 1°C for every 300 m (984 ft) increase in altitude above 900 m (2,953 ft)
  - Server off: 5°C to 45°C (41°F to 113°F)
  - Shipment/storage: -40°C to 60°C (-40°F to 140°F)
- Maximum altitude: 3,050 m (10,000 ft)
- Relative Humidity (non-condensing):
  - Operating (ASHRAE Class A2): 8% to 80%; maximum dew point: 21°C (70°F)
  - Shipment/storage: 8% to 90%

The server generates the following heat and noise:

- Heat/thermal output:
  - Minimum configuration: 2544 BTU/hr, 746W
  - Maximum configuration: 6963 BTU/hr, 2042W
- Noise levels (see notes below):
  - Sound power, idling: 7.0 bels
  - Sound power, operating (typical workload): 7.5 bels
  - Sound power, operating (maximum workload): 8.5 bels

The server has the following vibration and shock limits:

- Vibration:
  - Operating: 0.21 G rms at 5 Hz to 500 Hz for 15 minutes across 3 axes
  - Non-operating: 1.04 G rms at 2 Hz to 200 Hz for 15 minutes across 6 surfaces
- Shock:
  - Operating: 15 G for 3 milliseconds in each direction (positive and negative X, Y, and Z axes)
  - Non-operating: 23 kg - 31 kg: 35 G for 152 in./sec velocity change across 6 surfaces

Notes regarding noise levels:

- These sound levels were measured in controlled acoustical environments according to procedures specified by ISO7779 and are reported in accordance with ISO 9296.
- The declared acoustic noise levels are based on specified configurations, which may change slightly depending on configuration/conditions.
- Government regulations (such as those prescribed by OSHA or European Community Directives) may govern noise level exposure in the workplace and may apply to you and your server installation. The actual sound pressure levels in your installation depend upon a variety of factors, including the number of racks in the installation, the size, materials, and configuration of the room, the noise levels from other equipment, the room ambient temperature, and employees' location in relation to the equipment. Further, compliance with such government regulations also depends upon a variety of additional factors, including the duration of employees' exposure and whether employees wear hearing protection. Lenovo recommends that you consult with qualified experts in this field to determine whether you are in compliance with the applicable regulations.

## Warranty and Support

The SR670 has a 1-year or 3-year warranty based on the machine type of the system. It is also available without any warranty.

- 7Y36 - 1 year warranty
- 7Y37 - 3 year warranty
- 7Y38 - No warranty

The standard warranty terms are customer-replaceable unit (CRU) and onsite (for field-replaceable units FRUs only) with standard call center support during normal business hours and 9x5 Next Business Day Parts Delivered.

Lenovo's additional support services provide a sophisticated, unified support structure for your data center, with an experience consistently ranked number one in customer satisfaction worldwide. Available offerings include:

- **Premier Support**

Premier Support provides a Lenovo-owned customer experience and delivers direct access to technicians skilled in hardware, software, and advanced troubleshooting, in addition to the following:

- Direct technician-to-technician access through a dedicated phone line
- 24x7x365 remote support
- Single point of contact service
- End to end case management
- Third-party collaborative software support
- Online case tools and live chat support
- On-demand remote system analysis

- **Warranty Upgrade (Preconfigured Support)**

Services are available to meet the on-site response time targets that match the criticality of your systems.

- 3, 4, or 5 years of service coverage
- 1-year or 2-year post-warranty extensions
- **Foundation Service:** 9x5 service coverage with next business day onsite response. YourDrive YourData is an optional extra (see below).
- **Essential Service:** 24x7 service coverage with 4-hour onsite response or 24-hour committed repair (available only in select countries). Bundled with YourDrive YourData.
- **Advanced Service:** 24x7 service coverage with 2-hour onsite response or 6-hour committed repair (available only in select countries). Bundled with YourDrive YourData.

- **Managed Services**

Lenovo Managed Services provides continuous 24x7 remote monitoring (plus 24x7 call center availability) and proactive management of a your data center using state of the art tools, systems, and practices by a team of highly skilled and experienced Lenovo services professionals.

Quarterly reviews check error logs, verify firmware & OS device driver levels, and software as needed. We'll also maintain records of latest patches, critical updates, and firmware levels, to ensure you systems are providing business value through optimized performance.

- **Technical Account Management (TAM)**

A Lenovo Technical Account Manager helps you optimize the operation of your data center based on a deep understanding of your business. You gain direct access to your Lenovo TAM, who serves as your single point of contact to expedite service requests, provide status updates, and furnish reports to track incidents over time. In addition, your TAM will help proactively make service recommendations and manage your service relationship with Lenovo to make certain your needs are met.

- **Enterprise Server Software Support**

Enterprise Software Support is an additional support service providing customers with software support on Microsoft, Red Hat, SUSE, and VMware applications and systems. Around the clock availability for critical problems plus unlimited calls and incidents helps customers address challenges fast, without incremental costs. Support staff can answer troubleshooting and diagnostic questions, address product comparability and interoperability issues, isolate causes of problems, report defects to software vendors, and more.

- **YourDrive YourData**

Lenovo's YourDrive YourData is a multi-drive retention offering that ensures your data is always under your control, regardless of the number of drives that are installed in your Lenovo server. In the unlikely event of a drive failure, you retain possession of your drive while Lenovo replaces the failed drive part. Your data stays safely on your premises, in your hands. The YourDrive YourData service can be purchased in convenient bundles, and is optional with Foundation Service. It is bundled with Essential Service and Advanced Service.

- **Health Check**

Having a trusted partner who can perform regular and detailed health checks is central to maintaining efficiency and ensuring that your systems and business are always running at their best. Health Check supports Lenovo-branded server, storage, and networking devices, as well as select Lenovo-supported products from other vendors that are sold by Lenovo or a Lenovo-Authorized Reseller.

Examples of country-specific warranty terms are second or longer business day parts delivery or parts-only base warranty.

If warranty terms and conditions include onsite labor for repair or replacement of parts, Lenovo will dispatch a service technician to the customer site to perform the replacement. Onsite labor under base warranty is limited to labor for replacement of parts that have been determined to be field-replaceable units (FRUs). Parts that are determined to be customer-replaceable units (CRUs) do not include onsite labor under base warranty.

If warranty terms include parts-only base warranty, Lenovo is responsible for delivering only replacement parts that are under base warranty (including FRUs) that will be sent to a requested location for self-service. Parts-only service does not include a service technician being dispatched onsite. Parts must be changed at customer's own cost and labor and defective parts must be returned following the instructions supplied with the spares parts.

Lenovo Service offerings are country-specific. Not all preconfigured support and upgrade options are available in every country. For information about Lenovo service upgrade offerings that are available in your country or area, refer to the following resources:

- Service part numbers in Lenovo Data Center Solution Configurator (DCSC):  
<http://dcsc.lenovo.com/#/services>
- Lenovo Services Availability Locator  
<http://lenovolocator.com/>

For service definitions, country-specific details, and service limitations, please refer to the following documents:

- Lenovo Statement of Limited Warranty for Data Center Group (DCG) Servers and System Storage  
<http://pcsupport.lenovo.com/us/en/solutions/ht503310>
- Lenovo Data Center Services Agreement  
<http://support.lenovo.com/us/en/solutions/ht116628>

## Services

Lenovo Services is a dedicated partner to your success. Our goal is to reduce your capital outlays, mitigate your IT risks, and accelerate your time to productivity.

Here's a more in-depth look at what we can do for you:

- **Asset Recovery Services**

Asset Recovery Services (ARS) helps customers recover the maximum value from their end-of-life equipment in a cost-effective and secure way. On top of simplifying the transition from old to new equipment, ARS mitigates environmental and data security risks associated with data center equipment disposal. Lenovo ARS is a cash-back solution for equipment based on its remaining market value, yielding maximum value from aging assets and lowering total cost of ownership for your customers.

- **Assessment Services**

An Assessment helps solve your IT challenges through an onsite, multi-day session with a Lenovo technology expert. We perform a tools based assessment which provides a comprehensive and thorough review of a company's environment and technology systems. In addition to the technology based functional requirements, the consultant also discusses and records the non-functional business requirements, challenges, and constraints. Assessments help organizations like yours, no matter how large or small, get a better return on your IT investment and overcome challenges in the ever-changing technology landscape.

- **Design Services**

Professional Services consultants perform infrastructure design and implementation planning to support your strategy. The high-level architectures provided by the assessment service are turned into low level designs and wiring diagrams, which are reviewed and approved prior to implementation. The implementation plan will demonstrate an outcome-based proposal to provide business capabilities through infrastructure with a risk-mitigated project plan.

- **Basic Hardware Installation**

Lenovo experts can seamlessly manage the physical installation of your server, storage, or networking hardware. Working at a time convenient for you (business hours or off shift), the technician will unpack and inspect the systems on your site, install options, mount in a rack cabinet, connect to power and network, check and update firmware to the latest levels, verify operation, and dispose of the packaging, allowing your team to focus on other priorities.

- **Deployment Services**

When investing in new IT infrastructures, you need to ensure your business will see quick time to value with little to no disruption. Lenovo deployments are designed by development and engineering teams who know our Products & Solutions better than anyone else, and our technicians own the process from delivery to completion. Lenovo will conduct remote preparation and planning, configure & integrate systems, validate systems, verify and update appliance firmware, train on administrative tasks, and provide post-deployment documentation. Customer's IT teams leverage our skills to enable IT staff to transform with higher level roles and tasks.

- **Integration, Migration, and Expansion Services**

Move existing physical & virtual workloads easily, or determine technical requirements to support increased workloads while maximizing performance. Includes tuning, validation, and documenting ongoing run processes. Leverage migration assessment planning documents to perform necessary migrations.

Some service options may not be available in all countries. For more information, go to <https://www.lenovo.com/systems/services>. For information about Lenovo service upgrade offerings that are available in your country or area, contact your local Lenovo sales representative or business partner.

## Regulatory compliance

The SR670 server conforms to the following standards:

- Energy Star v2.1
- FCC: Verified to comply with Part 15 of the FCC Rules, Class A
- Canada ICES-003, issue 6, Class A
- UL/IEC 60950-1
- UL/IEC 62368-1
- CSA C22.2 No. 60950-1
- Japan VCCI, Class A
- Australia/New Zealand AS/NZS CISPR 32, Class A; AS/NZS 60950.1
- IEC 60950-1 (CB Certificate and CB Test Report)
- IEC 62368-1 (CB Certificate and CB Test Report)
- China CCC (GB4943.1), GB9254 Class A, GB17625.1
- Taiwan BSMI CNS13438, Class A; CNS14336-1
- Korea KN32, Class A; KN35
- Russia, Belorussia and Kazakhstan, EAC: TP TC 004/2011(for Safety); TP TC 020/2011(for EMC)
- CE Mark (EN55032 Class A, EN60950-1, EN55024, EN61000-3-2, and EN61000-3-3)
- CISPR 32, Class A
- TUV-GS (EN60950-1 /IEC60950-1, EK1-ITB2000)
- India BIS certification

## External drive enclosures

The server supports attachment to external drive enclosures using a RAID controller with external ports or a SAS host bus adapter. Adapters supported by the server are listed in the [SAS adapters for external storage](#) section.

**Note:** Information provided in this section is for ordering reference purposes only. For the operating system and adapter support details, refer to the interoperability matrix for a particular storage enclosure that can be found on the Lenovo Data Center Support web site:  
<http://datacentersupport.lenovo.com>

Table 24. External drive enclosures

Description	Part number		
	Worldwide	Japan	PRC
Lenovo Storage D1212 LFF Disk Expansion with Dual SAS IO Modules	4587A11	4587A1J	4587A1C
Lenovo Storage D1224 SFF Disk Expansion with Dual SAS IO Modules	4587A31	4587A3J	4587A3C
Lenovo Storage D3284 4TB x 84 HD Expansion Enclosure	641311F		
Lenovo Storage D3284 6TB x 84 HD Expansion Enclosure	641312F		
Lenovo Storage D3284 8TB x 84 HD Expansion Enclosure	641313F		
Lenovo Storage D3284 10TB x 84 HD Expansion Enclosure	641314F		

For details about supported drives, adapters, and cables, see the following Lenovo Press Product Guides:

- Lenovo Storage D1212 and D1224  
<http://lenovopress.com/lp0512>
- Lenovo Storage D3284  
<http://lenovopress.com/lp0513>

## Top-of-rack Ethernet switches

The PCIe slots in the SR670 are all front-accessible. This means that top-of-rack networking switches would normally be installed at the front of the rack and all switches would have front-to-rear airflow (Opposite Port Side Exhaust or oPSE).

The server supports the top-of-rack Ethernet switches that are listed in the following table.

Table 25. Top-of-rack switches

Part number	Description
<b>1 Gb top-of-rack switches</b>	
7Y810012WW	Lenovo ThinkSystem NE0152T RackSwitch (Front to Rear)
715952F	Lenovo RackSwitch G8052 (Front to Rear)
<b>10 Gb top-of-rack switches</b>	
7159A2X	Lenovo ThinkSystem NE1032 RackSwitch (Front to Rear)
7159B2X	Lenovo ThinkSystem NE1032T RackSwitch (Front to Rear)
7159C2X	Lenovo ThinkSystem NE1072T RackSwitch (Front to Rear)
7159BF7	Lenovo RackSwitch G8124E (Front to Rear)
715964F	Lenovo RackSwitch G8264 (Front to Rear)
7159DFX	Lenovo RackSwitch G8264CS (Front to Rear)
7159CFV	Lenovo RackSwitch G8272 (Front to Rear)
7159GR5	Lenovo RackSwitch G8296 (Front to Rear)
<b>25 Gb top-of-rack switches</b>	
7159E2X	Lenovo ThinkSystem NE2572 RackSwitch (Front to Rear)
<b>40 Gb top-of-rack switches</b>	
7159BFX	Lenovo RackSwitch G8332 (Front to Rear)
<b>100 Gb top-of-rack switches</b>	
7159D2X	Lenovo ThinkSystem NE10032 RackSwitch (Front to Rear)

For more information, see the list of Product Guides in the Top-of-rack switches categories:

- 1 Gb Ethernet switches: <http://lenovopress.com/networking/tor/1gb?rt=product-guide>
- 10 Gb Ethernet switches: <http://lenovopress.com/networking/tor/10gb?rt=product-guide>
- 25 Gb Ethernet switches: <https://lenovopress.com/networking/tor/25gb?rt=product-guide>
- 40 Gb Ethernet switches: <http://lenovopress.com/networking/tor/40gb?rt=product-guide>
- 100 Gb Ethernet switches: <https://lenovopress.com/networking/tor/100Gb?rt=product-guide>

If desired, switches with traditional air flow (rear to front) can also be used, with such switches installed at the rear of the rack and cables routed to the front of the rack to connect to the network ports of the SR670 server.

The following table lists the Ethernet LAN switches that are offered by Lenovo.

Table 26. Ethernet LAN switches

Part number	Description
1 Gb Ethernet switches	
7165H1X	Juniper EX2300-C PoE Switch
7165H2X	Juniper EX2300-24p PoE Switch
7Y810011WW	Lenovo ThinkSystem NE0152T RackSwitch (Rear to Front)
7Z320011WW	Lenovo ThinkSystem NE0152TO RackSwitch (Rear to Front, ONIE)
7159BAX	Lenovo RackSwitch G7028 (Rear to Front)
7159CAX	Lenovo RackSwitch G7052 (Rear to Front)
7159G52	Lenovo RackSwitch G8052 (Rear to Front)
10 Gb Ethernet switches	
7159A1X	Lenovo ThinkSystem NE1032 RackSwitch (Rear to Front)
7159B1X	Lenovo ThinkSystem NE1032T RackSwitch (Rear to Front)
7159C1X	Lenovo ThinkSystem NE1072T RackSwitch (Rear to Front)
7159BR6	Lenovo RackSwitch G8124E (Rear to Front)
7159CRW	Lenovo RackSwitch G8272 (Rear to Front)
7159GR6	Lenovo RackSwitch G8296 (Rear to Front)
25 Gb Ethernet switches	
7159E1X	Lenovo ThinkSystem NE2572 RackSwitch (Rear to Front)
7Z210021WW	Lenovo ThinkSystem NE2572O RackSwitch (Rear to Front, ONIE)
100 Gb Ethernet switches	
7159D1X	Lenovo ThinkSystem NE10032 RackSwitch (Rear to Front)
7Z210011WW	Lenovo ThinkSystem NE10032O RackSwitch (Rear to Front, ONIE)

For more information, see the list of Product Guides in the following switch categories:

- 1 Gb Ethernet switches: <http://lenovopress.com/networking/tor/1gb?rt=product-guide>
- 10 Gb Ethernet switches: <http://lenovopress.com/networking/tor/10gb?rt=product-guide>
- 25 Gb Ethernet switches: <http://lenovopress.com/networking/tor/25gb?rt=product-guide>
- 40 Gb Ethernet switches: <http://lenovopress.com/networking/tor/40gb?rt=product-guide>
- 100 Gb Ethernet switches: <https://lenovopress.com/networking/tor/100Gb?rt=product-guide>

## Uninterruptible power supply units

The following table lists the uninterruptible power supply (UPS) units that are offered by Lenovo.

Table 27. Uninterruptible power supply units

Part number	Description
55941KX	RT1.5kVA 2U Rack or Tower UPS (200-240VAC)
55942KX	RT2.2kVA 2U Rack or Tower UPS (200-240VAC)
55943KX	RT3kVA 2U Rack or Tower UPS (200-240VAC)
55945KX	RT5kVA 3U Rack or Tower UPS (200-240VAC)
55946KX	RT6kVA 3U Rack or Tower UPS (200-240VAC)
55948KX	RT8kVA 6U Rack or Tower UPS (200-240VAC)
55949KX	RT11kVA 6U Rack or Tower UPS (200-240VAC)
55948PX	RT8kVA 6U 3:1 Phase Rack or Tower UPS (380-415VAC)
55949PX	RT11kVA 6U 3:1 Phase Rack or Tower UPS (380-415VAC)
55943KT†	ThinkSystem RT3kVA 2U Standard UPS (200-230VAC) (2x C13 10A, 2x GB 10A, 1x C19 16A outlets)
55943LT†	ThinkSystem RT3kVA 2U Long Backup UPS (200-230VAC) (2x C13 10A, 2x GB 10A, 1x C19 16A outlets)
55946KT†	ThinkSystem RT6kVA 5U UPS (200-230VAC) (2x C13 10A outlets, 1x Terminal Block output)
5594XKT†	ThinkSystem RT10kVA 5U UPS (200-230VAC) (2x C13 10A outlets, 1x Terminal Block output)

† Only available in China and countries in the Asia Pacific region.

For more information, see the list of Product Guides in the UPS category:

<https://lenovopress.com/servers/options/ups>



## Power distribution units

The following table lists the power distribution units (PDUs) that are offered by Lenovo.

Table 28. Power distribution units

Part number	Description
0U Basic PDUs	
00YJ776	0U 36 C13/6 C19 24A/200-240V 1 Phase PDU with NEMA L6-30P line cord
00YJ777	0U 36 C13/6 C19 32A/200-240V 1 Phase PDU with IEC60309 332P6 line cord
00YJ778	0U 21 C13/12 C19 32A/200-240V/346-415V 3 Phase PDU with IEC60309 532P6 line cord
00YJ779	0U 21 C13/12 C19 48A/200-240V 3 Phase PDU with IEC60309 460P9 line cord
Switched and Monitored PDUs	
00YJ780	0U 20 C13/4 C19 Switched and Monitored 32A/200-240V/1Ph PDU w/ IEC60309 332P6 line cord
00YJ781	0U 20 C13/4 C19 Switched and Monitored 24A/200-240V/1Ph PDU w/ NEMA L6-30P line cord
00YJ782	0U 18 C13/6 C19 Switched / Monitored 32A/200-240V/346-415V/3Ph PDU w/ IEC60309 532P6 cord
00YJ783	0U 12 C13/12 C19 Switched and Monitored 48A/200-240V/3Ph PDU w/ IEC60309 460P9 line cord
46M4002	1U 9 C19/3 C13 Switched and Monitored DPI PDU (without line cord)
46M4003	1U 9 C19/3 C13 Switched and Monitored 60A 3 Phase PDU with IEC 309 3P+Gnd line cord
46M4004	1U 12 C13 Switched and Monitored DPI PDU (without line cord)
46M4005	1U 12 C13 Switched and Monitored 60A 3 Phase PDU with IEC 309 3P+Gnd line cord
Ultra Density Enterprise PDUs (9x IEC 320 C13 + 3x IEC 320 C19 outlets)	
71762NX	Ultra Density Enterprise C19/C13 PDU Module (without line cord)
71763NU	Ultra Density Enterprise C19/C13 PDU 60A/208V/3ph with IEC 309 3P+Gnd line cord
C13 Enterprise PDUs (12x IEC 320 C13 outlets)	
39M2816	DPI C13 Enterprise PDU+ (without line cord)
39Y8941	DPI Single Phase C13 Enterprise PDU (without line cord)
C19 Enterprise PDUs (6x IEC 320 C19 outlets)	
39Y8948	DPI Single Phase C19 Enterprise PDU (without line cord)
39Y8923	DPI 60A 3 Phase C19 Enterprise PDU with IEC 309 3P+G (208 V) fixed line cord
Front-end PDUs (3x IEC 320 C19 outlets)	
39Y8939	DPI 30amp/250V Front-end PDU with NEMA L6-30P line cord
39Y8934	DPI 32amp/250V Front-end PDU with IEC 309 2P+Gnd line cord
39Y8940	DPI 60amp/250V Front-end PDU with IEC 309 2P+Gnd line cord
39Y8935	DPI 63amp/250V Front-end PDU with IEC 309 2P+Gnd line cord
Line cords for PDUs that ship without a line cord	
40K9611	DPI 32a Line Cord (IEC 309 3P+N+G)
40K9612	DPI 32a Line Cord (IEC 309 P+N+G)
40K9613	DPI 63a Cord (IEC 309 P+N+G)
40K9614	DPI 30a Line Cord (NEMA L6-30P)
40K9615	DPI 60a Cord (IEC 309 2P+G)
40K9617	DPI Australian/NZ 3112 Line Cord
40K9618	DPI Korean 8305 Line Cord

For more information, see the Lenovo Press documents in the PDU category:  
<https://lenovopress.com/servers/options/pdu>

## Rack cabinets

The following table lists the supported rack cabinets.

Table 29. Rack cabinets

Part number	Description
93072RX	25U Standard Rack
93072PX	25U Static S2 Standard Rack
93634PX	42U 1100mm Dynamic Rack
93634EX	42U 1100mm Dynamic Expansion Rack
93604PX	42U 1200mm Deep Dynamic Rack
93614PX	42U 1200mm Deep Static Rack
93084EX	42U Enterprise Expansion Rack
93084PX	42U Enterprise Rack
93074RX	42U Standard Rack
Withdrawn rack cabinets	
93604EX*	42U 1200mm Deep Dynamic Expansion Rack
93614EX*	42U 1200mm Deep Static Expansion Rack
93074XX*	42U Standard Rack Extension
93624PX*	47U 1200mm Deep Static Rack
93624EX*	47U 1200mm Deep Static Expansion Rack
93634BX*	PureFlex System 42U Expansion Rack
93634DX*	PureFlex System 42U Expansion Rack
93634AX*	PureFlex System 42U Rack
93634CX*	PureFlex System 42U Rack

\* Withdrawn from marketing

For specifications about these racks, see the Lenovo Rack Cabinet Reference, available from:  
<https://lenovopress.com/lp0658-lenovo-rack-cabinet-reference>

For more information, see the list of Product Guides in the Rack cabinets category:  
<https://lenovopress.com/servers/options/racks>

## KVM console options

The following table lists the supported KVM consoles, keyboards, and KVM switches.

Table 30. Console keyboards

Part number	Description
Consoles	
17238BX	1U 18.5" Standard Console (without keyboard)
Console keyboards	
7ZB7A05469	ThinkSystem Keyboard w/ Int. Pointing Device USB - Arabic 253 RoHS v2
7ZB7A05468	ThinkSystem Keyboard w/ Int. Pointing Device USB - Belg/UK 120 RoHS v2
7ZB7A05206	ThinkSystem Keyboard w/ Int. Pointing Device USB - Czech 489 RoHS v2
7ZB7A05207	ThinkSystem Keyboard w/ Int. Pointing Device USB - Danish 159 RoHS v2
7ZB7A05208	ThinkSystem Keyboard w/ Int. Pointing Device USB - Dutch 143 RoHS v2
7ZB7A05210	ThinkSystem Keyboard w/ Int. Pointing Device USB - Fr/Canada 445 RoHS v2
7ZB7A05209	ThinkSystem Keyboard w/ Int. Pointing Device USB - French 189 RoHS v2
7ZB7A05211	ThinkSystem Keyboard w/ Int. Pointing Device USB - German 129 RoHS v2
7ZB7A05212	ThinkSystem Keyboard w/ Int. Pointing Device USB - Greek 219 RoHS v2
7ZB7A05213	ThinkSystem Keyboard w/ Int. Pointing Device USB - Hebrew 212 RoHS v2
7ZB7A05214	ThinkSystem Keyboard w/ Int. Pointing Device USB - Hungarian 208 RoHS v2
7ZB7A05215	ThinkSystem Keyboard w/ Int. Pointing Device USB - Italian 141 RoHS v2
7ZB7A05216	ThinkSystem Keyboard w/ Int. Pointing Device USB - Japanese 194 RoHS v2
7ZB7A05217	ThinkSystem Keyboard w/ Int. Pointing Device USB - Korean 413 RoHS v2
7ZB7A05218	ThinkSystem Keyboard w/ Int. Pointing Device USB - LA Span 171 RoHS v2
7ZB7A05219	ThinkSystem Keyboard w/ Int. Pointing Device USB - Norwegian 155 RoHS v2
7ZB7A05220	ThinkSystem Keyboard w/ Int. Pointing Device USB - Polish 214 RoHS v2
7ZB7A05221	ThinkSystem Keyboard w/ Int. Pointing Device USB - Portuguese 163 RoHS v2
7ZB7A05222	ThinkSystem Keyboard w/ Int. Pointing Device USB - Russian 441 RoHS v2
7ZB7A05223	ThinkSystem Keyboard w/ Int. Pointing Device USB - Slovak 245 RoHS v2
7ZB7A05231	ThinkSystem Keyboard w/ Int. Pointing Device USB - Slovenian 234 RoHS v2
7ZB7A05224	ThinkSystem Keyboard w/ Int. Pointing Device USB - Spanish 172 RoHS v2
7ZB7A05225	ThinkSystem Keyboard w/ Int. Pointing Device USB - Swed/Finn 153 RoHS v2
7ZB7A05226	ThinkSystem Keyboard w/ Int. Pointing Device USB - Swiss F/G 150 RoHS v2
7ZB7A05227	ThinkSystem Keyboard w/ Int. Pointing Device USB - Thai 191 RoHS v2
7ZB7A05467	ThinkSystem Keyboard w/ Int. Pointing Device USB - Trad Chinese/US 467 RoHS v2
7ZB7A05228	ThinkSystem Keyboard w/ Int. Pointing Device USB - Turkish 179 RoHS v2
7ZB7A05229	ThinkSystem Keyboard w/ Int. Pointing Device USB - UK Eng 166 RoHS v2
7ZB7A05470	ThinkSystem Keyboard w/ Int. Pointing Device USB - US Eng 103P RoHS v2
7ZB7A05230	ThinkSystem Keyboard w/ Int. Pointing Device USB - US Euro 103P RoHS v2
ThinkSystem Digital and Analog KVM Console switches and cables	
1754D1T	ThinkSystem Digital 2x1x16 KVM Switch (DVI video output port)
1754A1T	ThinkSystem Analog 1x8 KVM Switch (DVI video output port)
4X97A11108	ThinkSystem VGA to DVI Conversion Cable

Part number	Description
4X97A11109	ThinkSystem Single-USB Conversion Cable for Digital KVM
4X97A11107	ThinkSystem Dual-USB Conversion Cable for Digital KVM
4X97A11106	ThinkSystem USB Conversion Cable for Analog KVM
GCM and LCM Console switches and cables	
1754D2X	Global 4x2x32 Console Manager (GCM32)
1754D1X	Global 2x2x16 Console Manager (GCM16)
1754A2X	Local 2x16 Console Manager (LCM16)
1754A1X	Local 1x8 Console Manager (LCM8)
43V6147	Single Cable USB Conversion Option (UCO)
39M2895	USB Conversion Option (4 Pack UCO)
46M5383	Virtual Media Conversion Option Gen2 (VCO2)
46M5382	Serial Conversion Option (SCO)

For more information, see the list of Product Guides in the KVM Switches and Consoles category:  
<http://lenovopress.com/servers/options/kvm>

## Lenovo Financial Services

Lenovo Financial Services reinforces Lenovo's commitment to deliver pioneering products and services that are recognized for their quality, excellence, and trustworthiness. Lenovo Financial Services offers financing solutions and services that complement your technology solution anywhere in the world.

We are dedicated to delivering a positive finance experience for customers like you who want to maximize your purchase power by obtaining the technology you need today, protect against technology obsolescence, and preserve your capital for other uses.

We work with businesses, non-profit organizations, governments and educational institutions to finance their entire technology solution. We focus on making it easy to do business with us. Our highly experienced team of finance professionals operates in a work culture that emphasizes the importance of providing outstanding customer service. Our systems, processes and flexible policies support our goal of providing customers with a positive experience.

We finance your entire solution. Unlike others, we allow you to bundle everything you need from hardware and software to service contracts, installation costs, training fees, and sales tax. If you decide weeks or months later to add to your solution, we can consolidate everything into a single invoice.

Our Premier Client services provide large accounts with special handling services to ensure these complex transactions are serviced properly. As a premier client, you have a dedicated finance specialist who manages your account through its life, from first invoice through asset return or purchase. This specialist develops an in-depth understanding of your invoice and payment requirements. For you, this dedication provides a high-quality, easy, and positive financing experience.

For your region specific offers please ask your Lenovo sales representative or your technology provider about the use of Lenovo Financial Services. For more information, see the following Lenovo website:

<https://www.lenovo.com/us/en/landingpage/lenovo-financial-services/>

## Related publications and links

For more information, see these resources:

- Lenovo ThinkSystem SR670 product page:  
<https://www.lenovo.com/us/en/data-center/servers/racks/Thinksystem-SR670/p/77XX7SRSR67>
- 3D Interactive Tour of the SR670:  
<https://lenovopress.com/lp0944-3d-tour-thinksystem-sr670>
- Lenovo ThinkSystem SR670 product publications:  
<http://thinksystem.lenovofiles.com/help/index.jsp>
  - Quick Start
  - Rack Installation Guide
  - Setup Guide
  - Hardware Maintenance Manual
  - Messages and Codes Reference
- ServerProven hardware compatibility:  
<http://www.lenovo.com/us/en/serverproven>

## Related product families

Product families related to this document are the following:

- [2-Socket Rack Servers](#)
- [ThinkSystem SR670 Server](#)
- [High Performance Computing](#)

## Notices

Lenovo may not offer the products, services, or features discussed in this document in all countries. Consult your local Lenovo representative for information on the products and services currently available in your area. Any reference to a Lenovo product, program, or service is not intended to state or imply that only that Lenovo product, program, or service may be used. Any functionally equivalent product, program, or service that does not infringe any Lenovo intellectual property right may be used instead. However, it is the user's responsibility to evaluate and verify the operation of any other product, program, or service. Lenovo may have patents or pending patent applications covering subject matter described in this document. The furnishing of this document does not give you any license to these patents. You can send license inquiries, in writing, to:

Lenovo (United States), Inc.  
1009 Think Place - Building One  
Morrisville, NC 27560  
U.S.A.  
Attention: Lenovo Director of Licensing

LENOVO PROVIDES THIS PUBLICATION "AS IS" WITHOUT WARRANTY OF ANY KIND, EITHER EXPRESS OR IMPLIED, INCLUDING, BUT NOT LIMITED TO, THE IMPLIED WARRANTIES OF NON-INFRINGEMENT, MERCHANTABILITY OR FITNESS FOR A PARTICULAR PURPOSE. Some jurisdictions do not allow disclaimer of express or implied warranties in certain transactions, therefore, this statement may not apply to you.

This information could include technical inaccuracies or typographical errors. Changes are periodically made to the information herein; these changes will be incorporated in new editions of the publication. Lenovo may make improvements and/or changes in the product(s) and/or the program(s) described in this publication at any time without notice.

The products described in this document are not intended for use in implantation or other life support applications where malfunction may result in injury or death to persons. The information contained in this document does not affect or change Lenovo product specifications or warranties. Nothing in this document shall operate as an express or implied license or indemnity under the intellectual property rights of Lenovo or third parties. All information contained in this document was obtained in specific environments and is presented as an illustration. The result obtained in other operating environments may vary. Lenovo may use or distribute any of the information you supply in any way it believes appropriate without incurring any obligation to you.

Any references in this publication to non-Lenovo Web sites are provided for convenience only and do not in any manner serve as an endorsement of those Web sites. The materials at those Web sites are not part of the materials for this Lenovo product, and use of those Web sites is at your own risk. Any performance data contained herein was determined in a controlled environment. Therefore, the result obtained in other operating environments may vary significantly. Some measurements may have been made on development-level systems and there is no guarantee that these measurements will be the same on generally available systems. Furthermore, some measurements may have been estimated through extrapolation. Actual results may vary. Users of this document should verify the applicable data for their specific environment.

**© Copyright Lenovo 2019. All rights reserved.**

This document, LP0923, was created or updated on April 14, 2019.

Send us your comments in one of the following ways:

- Use the online Contact us review form found at:  
<http://lenovopress.com/LP0923>
- Send your comments in an e-mail to:  
[comments@lenovopress.com](mailto:comments@lenovopress.com)

This document is available online at <http://lenovopress.com/LP0923>.

## Trademarks

Lenovo and the Lenovo logo are trademarks or registered trademarks of Lenovo in the United States, other countries, or both. A current list of Lenovo trademarks is available on the Web at <https://www.lenovo.com/us/en/legal/copytrade/>.

The following terms are trademarks of Lenovo in the United States, other countries, or both:

Bootable Media Creator  
Lenovo Services  
Lenovo XClarity  
Lenovo®  
RackSwitch  
ServerProven®  
ThinkSystem  
TruDDR4  
UpdateXpress System Packs

The following terms are trademarks of other companies:

Intel® and Xeon® are trademarks or registered trademarks of Intel Corporation or its subsidiaries in the United States and other countries.

Linux® is a trademark of Linus Torvalds in the United States, other countries, or both.

ActiveX®, Hyper-V®, and Microsoft® are trademarks of Microsoft Corporation in the United States, other countries, or both.

Other company, product, or service names may be trademarks or service marks of others.